

HEADQUARTER & SHOWROOM

RIGEL TECHNOLOGY (S) PTE LTD
12 Kaki Bukit View, Kaki Bukit Techpark II, Singapore 415948
Tel: (65) 6844 0660 Fax: (65) 6844 0112 Email: sales@rigel.com.sg

TB401140

TOWEL BAR

INSTRUCTION MANUAL

IMPORTANT SAFETY INFORMATION

The precautions noted within this guide are intended to instruct you in the safe and correct use of the products and to prevent injuries and damage to yourself, other persons or property



WARNING

The symbol indicates topics that could lead to death or serious injury if ignored or handled incorrectly



WARNING

DANGEROUS VOLTAGE INSIDE, DO NOT EXPOSE THIS UNIT TO RAIN OR MOISTURE TO PREVENT FIRE OR SHOCK HAZARD

IMPORTANT

PLEASE READ THIS MANUAL AND ENSURE THAT YOU UNDERSTAND THE PROPER PROCEDURES BEFORE INSTALLING OR OPERATING THE PRODUCTS.

SENSOR EYES MUST BE FREE FROM DIRT AND STAINS TO ENSURE OPTIMAL FUNCTION.

DISCLAIMER

While every effort has been made to ensure that the information contained in this guide is accurate and complete, no liability can be accepted for any errors or omissions. Rigel reserves the right to change the specifications of the products and function described herein at any time without prior notice.

No part of this guide may be reproduced, transmitted, transcribed, or translated into any language without prior written permission of Rigel.

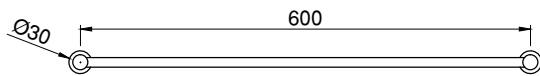
IMPORTANT SAFETY INFORMATION

- 1) Products manufactured in Rigel are safe and risk free provided that they are installed, used and maintained in good working order in accordance with our instructions and recommendations.
- 2) There are no user serviceable parts in this product, only a competent tradesperson should dismantle the unit to carry out repairs.
- 3) Any person who may have difficulty understanding or operating the controls of the product should be supervised while using the appliance. Particular consideration should be given to the young, the elderly, the infirm or anyone inexperienced in the correct operation of the controls.

GENERAL SPECIFICATION

Technical Drawing


FRONT VIEW



SIDE VIEW



TOP VIEW

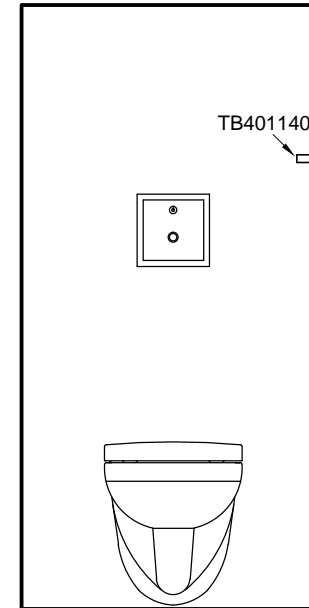


*All dimensions are in mm

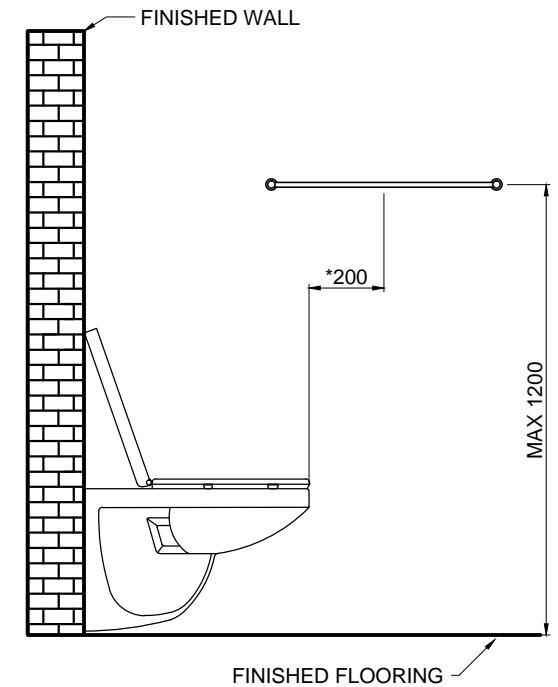
INSTALLATION

Diagram

FRONT VIEW



SIDE VIEW



*All dimensions are in mm

PRODUCT CARE & CLEANING

Guide

For best performance from your RIGEL product, please follow the instructions below:

- Clean the product periodically with warm water and mild detergent eg. liquid soap. Avoid the use of abrasive cleaners.
- Fingerprint stains on the product, use soap and warm water or organic solvent eg. acetone, alcohol, methylated spirits.
- Stubborn stains and discoloration, use mild cleaning solution eg. jif, specialty stainless steel cleaners. Use rag, sponge or fibre brush (soft nylon or natural bristle. An old toothbrush can be useful).
- Rinse with clean water and wipe dry, follow polish lines.
- Read the directions on the cleaning product to determine if it is safe to use with the materials of your RIGEL product.
- If unsure, it is best to test the cleaning product on a small area of your RIGEL product before cleaning the entire surface.

Note: Avoid the use of harsh chemicals or abrasive materials when cleaning your RIGEL product as this may void your warranty.

TROUBLE SHOOTING

Guide

If when you first use the unit it doesn't function correctly, first contact your installer to check that installation and commissioning are satisfactory and in accordance with the instructions in this manual. We are available to offer you or your installer any advice you may need.

Should this not resolve the issue, simply contact our Customer Support Department for assistance. If necessary, they will arrange a visit by a RIGEL service technician. If the performance of the product declines gradually, refer to this manual to check whether simple home maintenance is required.

Please call our Customer Support Department to discuss the issue you are facing, or request service under guarantee if applicable.

WARRANTY

Rigel Technology (S) Pte Ltd guarantees products against any defect of materials or workmanship for 1 year from the date of purchase. Within the guarantee period, all defective parts will be repaired and/or replaced free of charge. To be eligible for free repair and/or replacement, any service work on the product in question must only be undertaken by Rigel Technology (S) Pte Ltd or approved agents. Service under this guarantee does not affect the warranty expiry date. The guarantee on any exchanged parts or products ends when the normal product guarantee period expires.

This warranty applies only to products properly installed and operated within specified environment conditions. This warranty does not extend to washroom accessories or other peripheral items.

Rigel's responsibility under this warranty does not apply to:

1. Misuse, negligence or accidents
2. Public abuse or vandalism
3. Repairs or alteration of products not authorised by / performed without consulting Rigel
4. Repair or alteration works that do not comply with manufacturer's installation instructions or not using genuine spare parts supplied by Rigel

In addition, Rigel will not be liable for any incidental or consequential damages, including loss of profits or savings that arise out of the use or misuse of the products.

The terms of this warranty are only valid after:

1. Full payment has been made
2. The official warranty card has been completely and correctly filled out in ink and returned to Rigel within 14 days of purchase. Loss or misplacement of the card and/or amendments done without authorisation will render the warranty null and void.

This warranty is in addition to your statutory and other legal rights.

CUSTOMER SUPPORT

AFTER-SALES SERVICE

Our Customer Support Team is comprehensively trained to provide help and advice, spare parts or a service visit.

SPARE PARTS

We maintain an extensive stock of spares and aim to have functional parts available for ten years from the date of final manufacture of the product. Spares can be purchased from approved stockists or merchants (locations on request) or direct from our Customer Support Department. Spares direct will normally be dispatched within two working days.

NOTE

In the interest of safety, spares requiring exposure to mains voltages can only be sent to qualified persons.

SERVICE

Our Customer Support Team is available to provide quality service at a reasonable cost. You will be assured of the services of a trained engineer / agent, genuine spares and a 6-month guarantee on the repair.

CONTACT US

Office Working Hours: 8:30am - 6.00pm (Monday to Thursday)
8:30am - 5.30pm (Friday)

Website: www.rigel.com.sg

RIGEL TECHNOLOGY (S) PTE LTD

No. 12 Kaki Bukit View, Kaki Bukit Techpark II (S) 415948
Tel: (65) 6844 0660 Fax: (65) 6844 0112 E-mail: sales@rigel.com.sg

RIGEL TECHNOLOGY (M) SDN BHD

Wisma Rigel, 16 & 18, Jalan 3 / 33B, MWE Commercial Park, 6 1/2 Miles, Off Jalan Kepong,
52000 Kuala Lumpur, Malaysia
Tel: (603) 6258 6016 Fax: (603) 6258 5498 E-mail: sales@rigel.com.my

RIGEL TECHNOLOGY (NINGBO) CO. LTD

No 18, Xingye Road 2, Ningbo Beilun Free Trade East Zone, 315800 Ningbo, Zhejiang, China
Tel: (86) 574 5626 1688 Fax: (86) 574 5626 1588 E-mail: sales@rigel.com.sg

RIGEL CERAMICS (SICHUAN) CO. LTD

Shuanghechang, Anfu Town, Naxi District, 646300 Luzhou City, Sichuan, China
Tel: (86) 830 4270 155 Fax: (86) 830 4270 636 E-mail: sales@rigel.com.sg